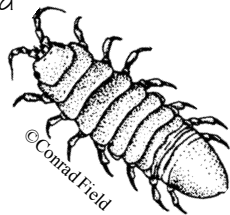


may not be commonly seen elsewhere in the same general region.

⇨ Don't collect or disturb animals and plants in areas designated by law as biological preserves. If you are a professional biologist and need to do some of your work in a preserve, apply to the appropriate state or borough authorities for permission.

⇨ On a field trip, do as much studying as you can right at the shore. **A special permit is required to bring animals back for study or for an aquarium.** If you collect animals, keep them cool, aerated and do not overcrowd them. It is better to transport them in a lot of water than to crowd them in too little water.



⇨ Make all the use you can of the animals you collect before they perish. To prevent the transmission of disease and the introduction of exotic species, returning the animals to the beach is not permitted. Do not let the collection be an end in itself. Some animals can be preserved in such a way that their usefulness may be extended beyond the time they are studied alive.

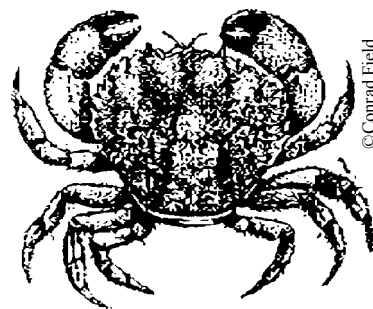
⇨ Obey the fish and game laws with respect to open season, bag limits, and allowable size and sex of the animals taken for food. These laws have been developed on the basis of what we know about the biology of the animals they are supposed to

protect.

⇨ If you teach about marine animals and plants, also teach about stewardship. Good citizenship and a love of nature will have much to do with what we leave to succeeding generations.

To apply for a Fish Resource Permit for collection of fish, shellfish, and/or aquatic plants, contact ADF&G, Sport Fish Headquarters, P.O. Box 25526, Juneau, AK 99802-5526; (907) 465-4180. Application information can also be found at www.cf.adfg.state.ak.us/geninfo/permits/plf_home.htm#frp

(Adopted from Kozloff, Eugene N. 1983. Seashore Life of the Northern Pacific Coast. University of Washington Press, Seattle and London. 370 pages. Contributions by Carmen Field, Homer, Alaska. Line drawings © Conrad Field 1998.



The Alaska Department of Fish and Game administers all programs and activities free from discrimination on the bases of race, color, national origin, age, sex, religion, marital status, pregnancy, parenthood, or disability. The department administers all programs and activities in compliance with Title VI of the Civil Rights Act of 1964, Section 504 of the Rehabilitation Act of 1973, Title II of the Americans with Disabilities Act of 1990, the Age Discrimination Act of 1975, and Title IX of the Education Amendments of 1972. If you believe you have been discriminated against in any program, activity, or facility, or if you desire further information please write to ADF&G, P.O. Box 25526, Juneau, AK 99802-5526; U.S. Fish and Wildlife Service, 4040 N. Fairfield Drive, Suite 300, Arlington, VA 22203 or O.E.O., U.S. Department of the Interior, Washington DC 20240. For information on alternative formats for this and other department publications, please contact the department ADA Coordinator at (voice) 907-465-4120, (TDD) 907-465-3646, or (FAX) 907-465-2440.

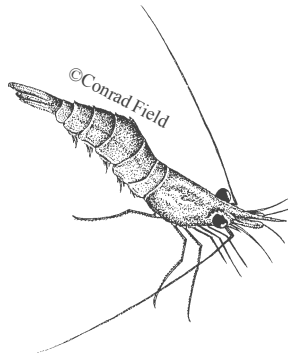
Tidepooling Etiquette

For Fun and Classroom



State of Alaska
Department of Fish & Game
Sport Fish Division


An amazing array of marine invertebrates — sea animals without backbones—live within the intertidal zone, existing between where the water reaches at high tide and the edge of the water at low tide.



the risk of injuring yourself and the invertebrate residents.

☞ Explore the shoreline from the exposed beach rather than the water or from the edge of a tidepool rather than in it. This will provide better viewing conditions and allow animals that are feeding, fighting or resting underwater to remain undisturbed.

☞ When you turn over a rock, do it gently, being careful not to crush any animal that is beside the rock or that moves suddenly as its hiding place is uncovered. Always put the rock back the way it was, again being careful of animals underneath. It is generally better to move unattached creatures aside before you turn the rock back over again, as they will soon find cover; but if you do not think they will quickly seek shelter, put them under some seaweed or in any available pool of water. When the tide comes back in, they will probably get along all right.



mud flat, fill in the holes. By leaving unnatural piles of mud or sand next to the holes you have dug, you may kill small clams or other animals whose burrows can no longer reach the surface.

☞ Don't catch or dig up more than you really need or want. This practice should be extended to collecting for classroom study, too. One live specimen of a kind brought back to the laboratory may serve an entire class.

☞ Study the fauna and flora of floating docks, thus taking pressure off natural areas.

☞ Avoid collecting altogether in highly sensitive or unique natural areas. Certain animals or plants that inhabit these sites

Each year, thousands of people—residents, local and visiting students and tourists explore Alaska's coastline, with numbers of coastal enthusiasts growing annually. Visitors participate in beach activities that include exercising pets, flying kites, playing in the surf, fishing, clamming and investigating the wonders of the intertidal zone.



Regardless of your purpose for visiting a beach, re-

member that the shoreline is home to a myriad of marine creatures. Each time you walk in the intertidal zone of a beach you run the risk of disrupting these animals' lives. However, if care is taken, damage can be minimized and enjoyment maximized.

☞ Walk - don't run. You may trip and fall in unfamiliar terrain if moving quickly. Walking also exerts less pressure on any animals you might be stepping on. Marine algae and water on rocks can create a very slippery surface; step among boulders to reduce

